

How to log into Boundless

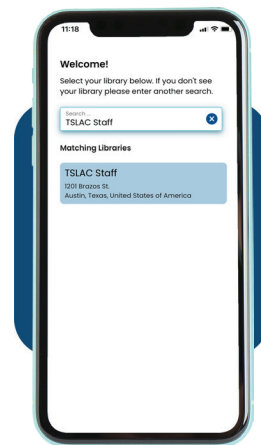
Download the **Boundless App** from iTunes, Amazon, or Google Play or open your library's Boundless URL in a browser (skip steps 1-4).



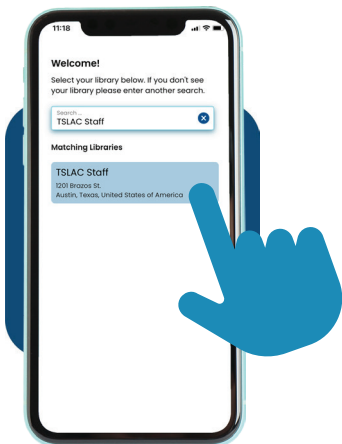
1. Tap the Boundless icon.



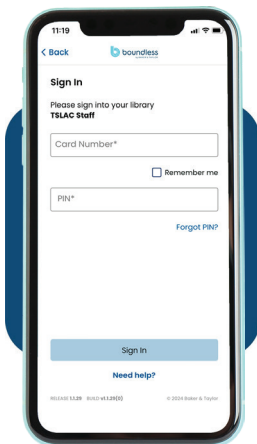
2. Search for your library by name or city.



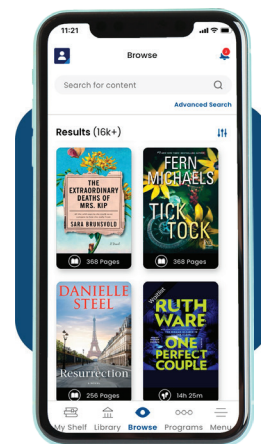
3. Select your library from the drop-down list.



4. Tap on your library.



5. Enter your library card number and PIN and tap Sign In.



6. You can search for and check out a book!



This program is administered by the Texas State Library and Archives Commission (TSLAC) and funded by the federal Library Services and Technology Act (LSTA) through the Institute of Museum and Library Services (IMLS).



Introducing Boundless!

The E-Read Texas program is moving from the SimplyE app to Boundless on October 1, 2024. The Boundless app offers the same features as SimplyE, alongside new and improved features such as wish lists, notifications and reminders, and the ability to pause holds. You'll also be able to set reading goals and track your progress!

Why are we moving to the Boundless app?

The E-Read Texas program is administered by the Texas State Library and Archives Commission (TSLAC). TSLAC recently reviewed the contracts associated with the E-Read Texas program and determined that the Boundless platform offers more value to Texas libraries.

Can I still find my library's Overdrive or CloudLibrary content in the new app?

No. If your library purchases e-books/audiobooks from Overdrive (Libby) or CloudLibrary, they will NOT appear in Boundless. If you would like to access e-books/audiobooks from Overdrive and/or CloudLibrary, you will need to use the mobile app associated with that provider.

What do I need to do?

Continue using SimplyE through September 30. If you can, finish reading/listening to any books you have checked out by September 30. On October 1, follow the steps on the reverse side of this handout to download the Boundless app and log in. Then begin checking out and accessing your items in Boundless!

What if I'm in the middle of a book on SimplyE when we transition to Boundless?

Checkouts WILL NOT transfer from SimplyE to Boundless. We recommend that you try to finish your book by September 30, if possible.

If you can't finish your book, check to make sure the book has been downloaded to your device before September 30. Your downloaded books will not disappear until your original checkout period ends, so you will be able to finish reading/listening to your book. For example, if you check out a title on September 23, you will have access to that title in SimplyE for 21 days, or until October 14.

After October 1, you will not be able to checkout any new items in or download any previously checked out items. SimplyE will be taken completely offline on October 31.

I have books on hold. Will my holds be transferred to Boundless?

Holds should transfer to Boundless, but you may want to make note of what titles you have on hold prior to September 30, just in case something doesn't transfer.

How do I get help with Boundless?

Contact the staff at your local library for assistance with the Boundless app.