

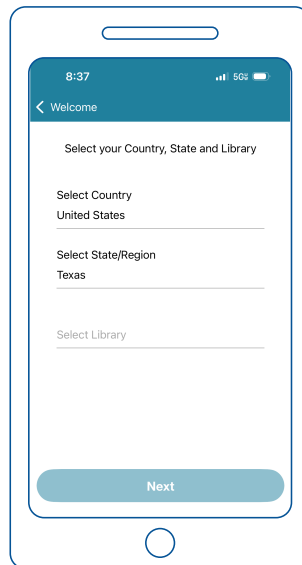


HOW TO LOG IN TO CLOUDLIBRARY

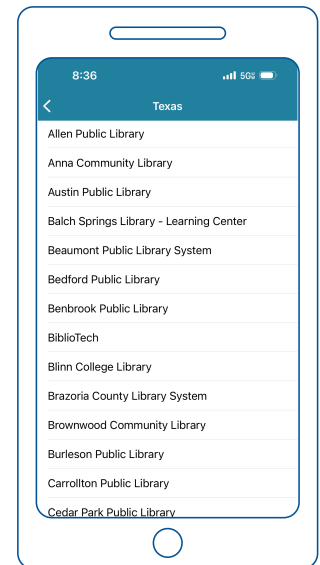
Download the CloudLibrary App from iTunes, Amazon, or Google Play or open your library's CloudLibrary URL in a browser (skip steps 1-4).



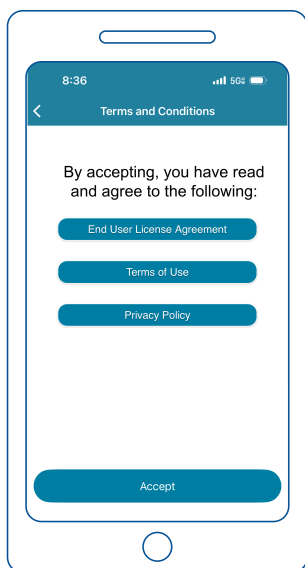
Tap the CloudLibrary icon.




Select your Country and State.



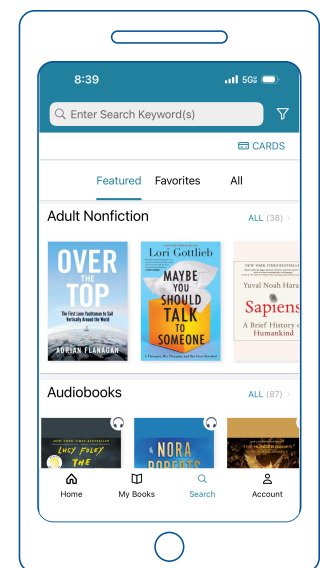
Select your library from the list.



Accept the user agreement.



Enter your library card number and password and tap Login.



You can search for and check out a book!



INSTITUTE of
Museum and Library
SERVICES



E-Read Texas is funded in part by a grant from the **US Institute of Museum and Library Services** to the **Texas State Library and Archives Commission**. For more information, visit www.tsl.texas.gov/ldn/ebooks